

Hiring Solutions

Prevue Report

Selection

Personal Development

Individual

- Succession Planning

Working Characteristics

regarding the position of

Sample Customer Service

Tuesday, September 02, 2008



Prevue Succession Plan

Sample Customer Service

The following Prevue Succession Planning Report will enhance your internal resource management.

The Sample Customer Service benchmark has been compared to the candidates selected. You may repeat this process as often as required, and select as many candidates as you wish. Each Prevue candidate's suitability is calculated and listed in a descending order of percentage fit.

The following candidates were chosen for this Succession Planning report.

1. Mr. John Sample



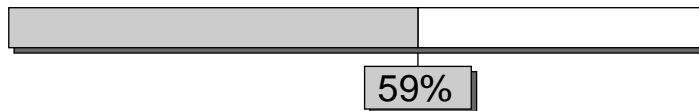
2. Mr. Dave Sample



3. Ms. Mary Sample





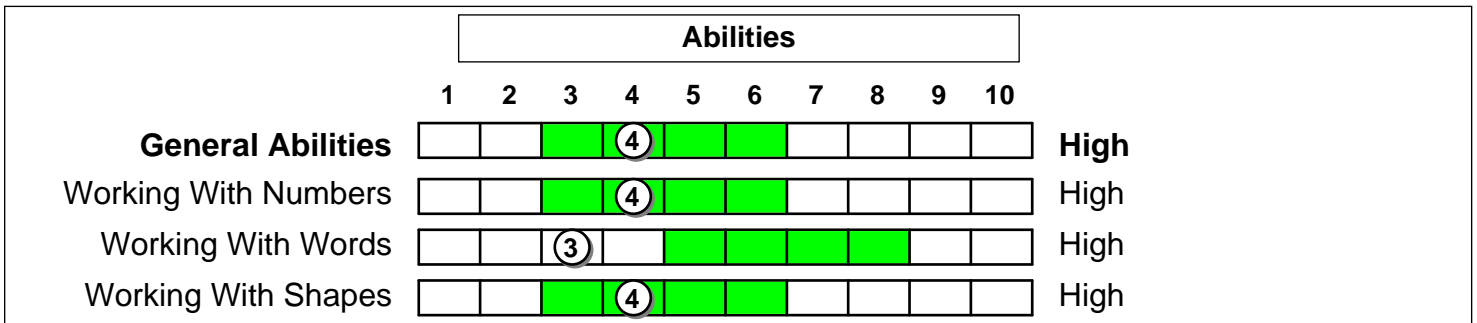
4. Ms. Sara Sample



Prevue Benchmark

John Sample

Sample Customer Service



A Prevue benchmark illustrates the required characteristics for this job as decided by management. The shadowed areas above graphically represent the benchmark for this Sample Customer Service position. The number on each scale is John Sample's actual score. The following percentage reflects the degree of suitability of her scores when compared to this benchmark.

Prevue Job Suitability

The Prevue benchmark suitability should comprise not more than one-third of the selection decision process. The other aspects of the selection decision process, including the job interview, candidate history and background check, should be furnished by management.

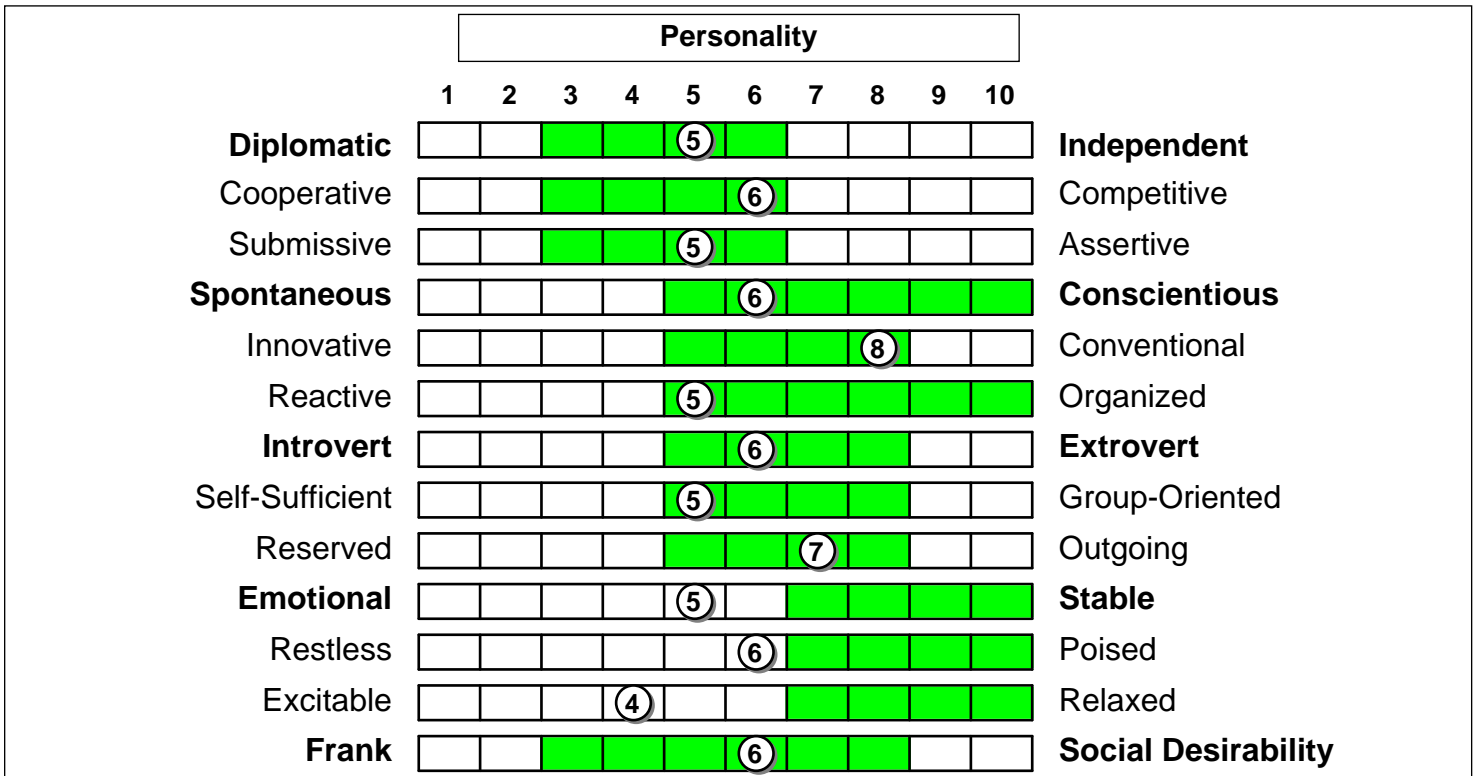

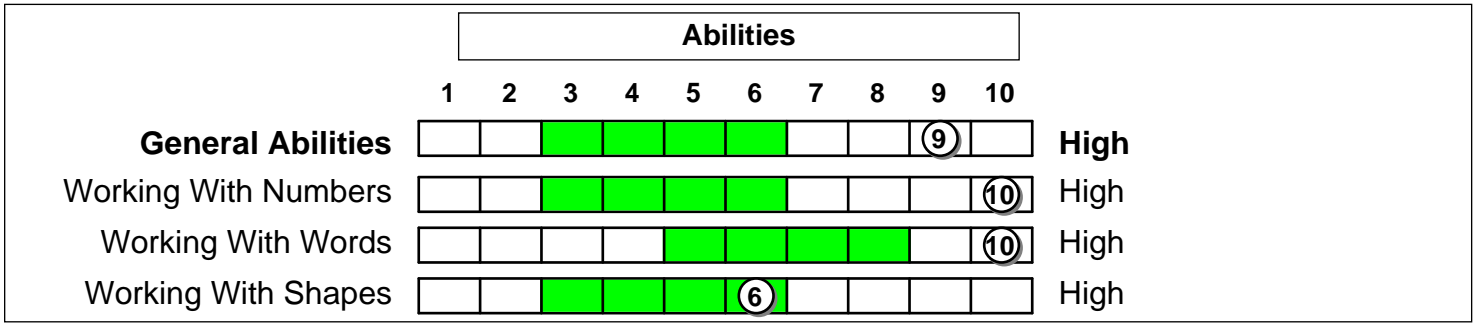
Benchmark Suitability

89%

Prevue Benchmark

Dave Sample

Sample Customer Service



A Prevue benchmark illustrates the required characteristics for this job as decided by management. The shadowed areas above graphically represent the benchmark for this Sample Customer Service position. The number on each scale is Dave Sample's actual score. The following percentage reflects the degree of suitability of her scores when compared to this benchmark.

Prevue Job Suitability

The Prevue benchmark suitability should comprise not more than one-third of the selection decision process. The other aspects of the selection decision process, including the job interview, candidate history and background check, should be furnished by management.



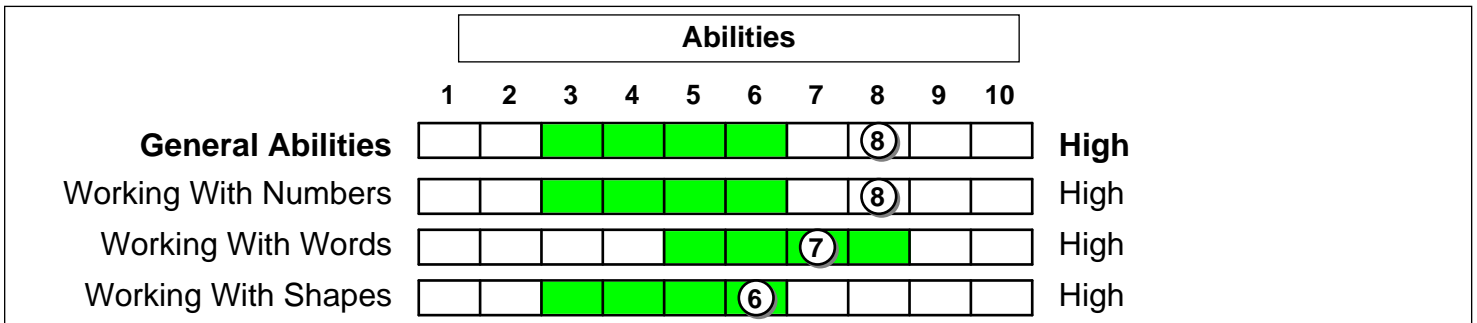
Benchmark Suitability

70%

Prevue Benchmark

Mary Sample

Sample Customer Service



A Prevue benchmark illustrates the required characteristics for this job as decided by management. The shadowed areas above graphically represent the benchmark for this Sample Customer Service position. The number on each scale is Mary Sample's actual score. The following percentage reflects the degree of suitability of her scores when compared to this benchmark.

Prevue Job Suitability

The Prevue benchmark suitability should comprise not more than one-third of the selection decision process. The other aspects of the selection decision process, including the job interview, candidate history and background check, should be furnished by management.

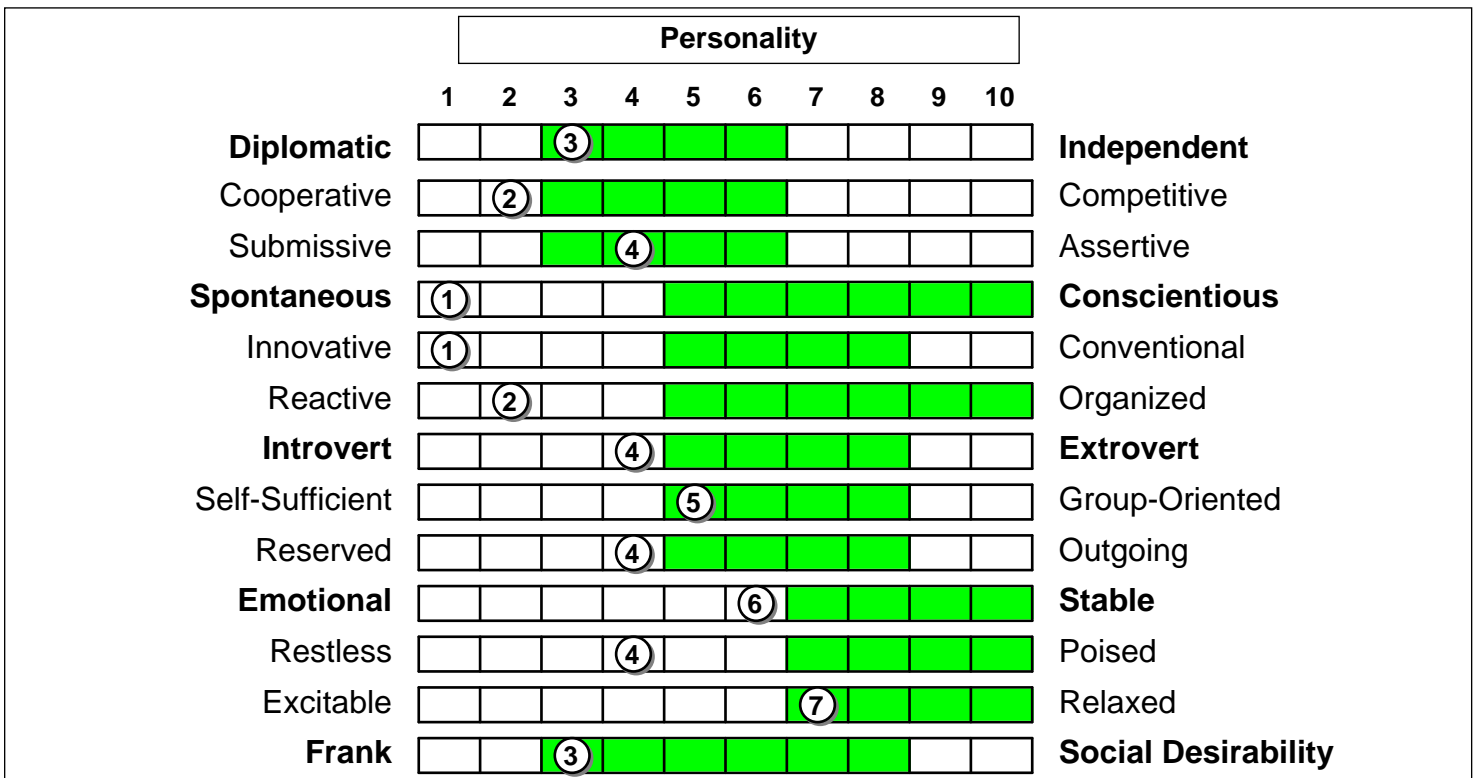
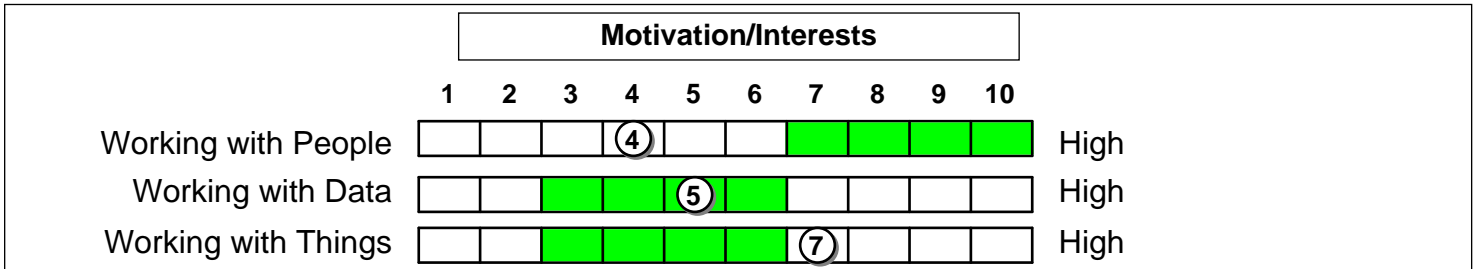
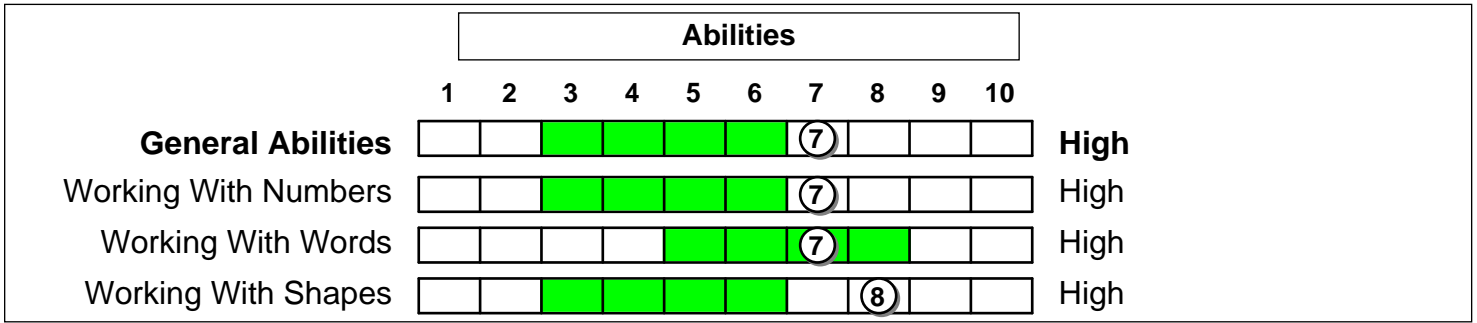
Benchmark Suitability

66%

Prevue Benchmark

Sara Sample

Sample Customer Service



A Prevue benchmark illustrates the required characteristics for this job as decided by management. The shadowed areas above graphically represent the benchmark for this Sample Customer Service position. The number on each scale is Sara Sample's actual score. The following percentage reflects the degree of suitability of her scores when compared to this benchmark.

Prevue Job Suitability		Benchmark Suitability
The Prevue benchmark suitability should comprise not more than one-third of the selection decision process. The other aspects of the selection decision process, including the job interview, candidate history and background check, should be furnished by management.		59%